
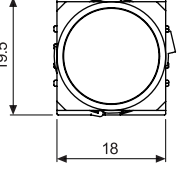
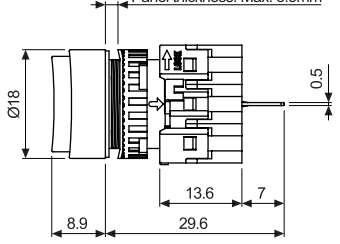
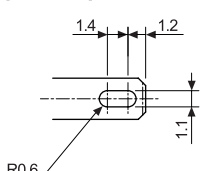

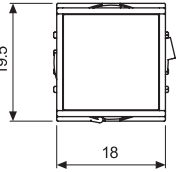
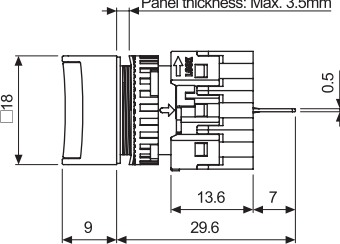
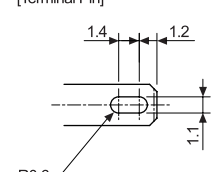


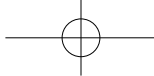


# Ø16 Pilot Lights


## Ø16 Pilot Lights (L16RR Series)

Type	Appearance	Model	Contact block	LED block
			C contact	DC voltage
Flat round, extended	 L16RR-EY□	L16RR-E□5	—	1 (5VDC)
		L16RR-E□12		1 (12VDC)
		L16RR-E□24		1 (24VDC)
※□ indicates color: <b>R</b> , <b>B</b> , <b>G</b> , <b>Y</b> , <b>W</b> ※The light unit and LED blocks are sold separately. (light unit: bold letters, LED block: regular letters) ※The LED color is the same as the control unit.				
• Dimensions (unit: mm) <div style="display: flex; justify-content: space-around; align-items: flex-start;">    </div> <p style="text-align: right;">※For panel cut-out dimensions, please refer to page A-48.</p>				

Type	Appearance	Model	Contact block	LED block
			C contact	DC voltage
Flat square (half guard), extended	 L16RRS-HG□	L16RRS-H□5	—	1 (5VDC)
		L16RRS-H□12		1 (12VDC)
		L16RRS-H□24		1 (24VDC)
※□ indicates color: <b>R</b> , <b>B</b> , <b>G</b> , <b>Y</b> , <b>W</b> ※The light unit and LED blocks are sold separately. (light unit: bold letters, LED block: regular letters) ※The LED color is the same as the control unit.				
• Dimensions (unit: mm) <div style="display: flex; justify-content: space-around; align-items: flex-start;">    </div> <p style="text-align: right;">※For panel cut-out dimensions, please refer to page A-48.</p>				



# Ø16 Pilot Lights

Type	Appearance	Model	Contact block	LED block
			C contact	DC voltage
Flat rectangular (half guard), extended		L16RRT-H□5	—	1 (5VDC)
		L16RRT-H□12		1 (12VDC)
		L16RRT-H□24		1 (24VDC)

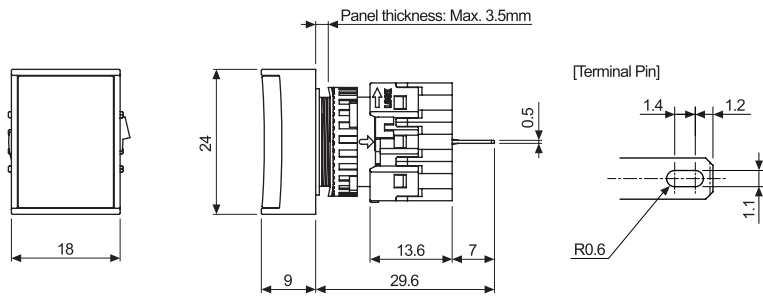
L16RRT-HB□



※□ indicates color: **R**, **B**, **G**, **Y**, **W**  
 ※The light unit and LED blocks are sold separately.  
 (light unit: bold letters, LED block: regular letters)  
 ※The LED color is the same as the control unit.

### • Dimensions

(unit: mm)



※For panel cut-out dimensions, please refer to page A-48.

### Control Switches

Ø16

Ø22/25

Ø30

□30

### Push Button Switches

Round

Square

Rectangular

### Selector Switches

Round

Square

Rectangular

### Key Selector Switches

Round

Square

Rectangular

### Double Push Button Switches

### Mushroom-head Push Button Switches

### Emergency Switches

### Pilot Lights

### Accessories

### Buzzers